

Scaled data based on original data using
LM-79-08 Approved Method: Electrical and Photometric Measurements of Solid-
State Lighting Products

Test Report Prepared for
Cooper Lighting Solutions
(formerly Eaton)

Brand: McGRAW-EDISON

Report Number: P197634

Luminaire Tested: **TT-C2-LED-E1-MQ**

Issue Date: 3/3/2020

Test Information

Test Method: LM-79-08
Report Number: P197634
TEST IS SCALED FROM IESNA LM-79-08 TEST DATA (P33410)
Test Lab: INNOVATION CENTER-P3
Issue Date: 3/3/2020
Manufacturer: COOPER LIGHTING SOLUTIONS (FORMERLY EATON)
Product Line: MCGRAW-EDISON
Catalog Number: TT-C2-LED-E1-MQ
Description: TOPTIER LED PARKING GARAGE LUMINAIRE
MEDIUM DISTRIBUTION
Light Source: (168) 4000K CCT, 70 CRI LEDS
Ballast/Driver: ELECTRONIC DRIVER

Summary

Lumens per Lamp: N/A
Luminaire Lumens: 4759.9 lumens
Efficiency: N/A
Efficacy: 140.0 lumens/watt
Luminous Opening: Circular (Dia: 1.12' x H: 0')
IES Classification: Type V - Short - Semi-Cutoff
BUG Rating: B2 - U0 - G2

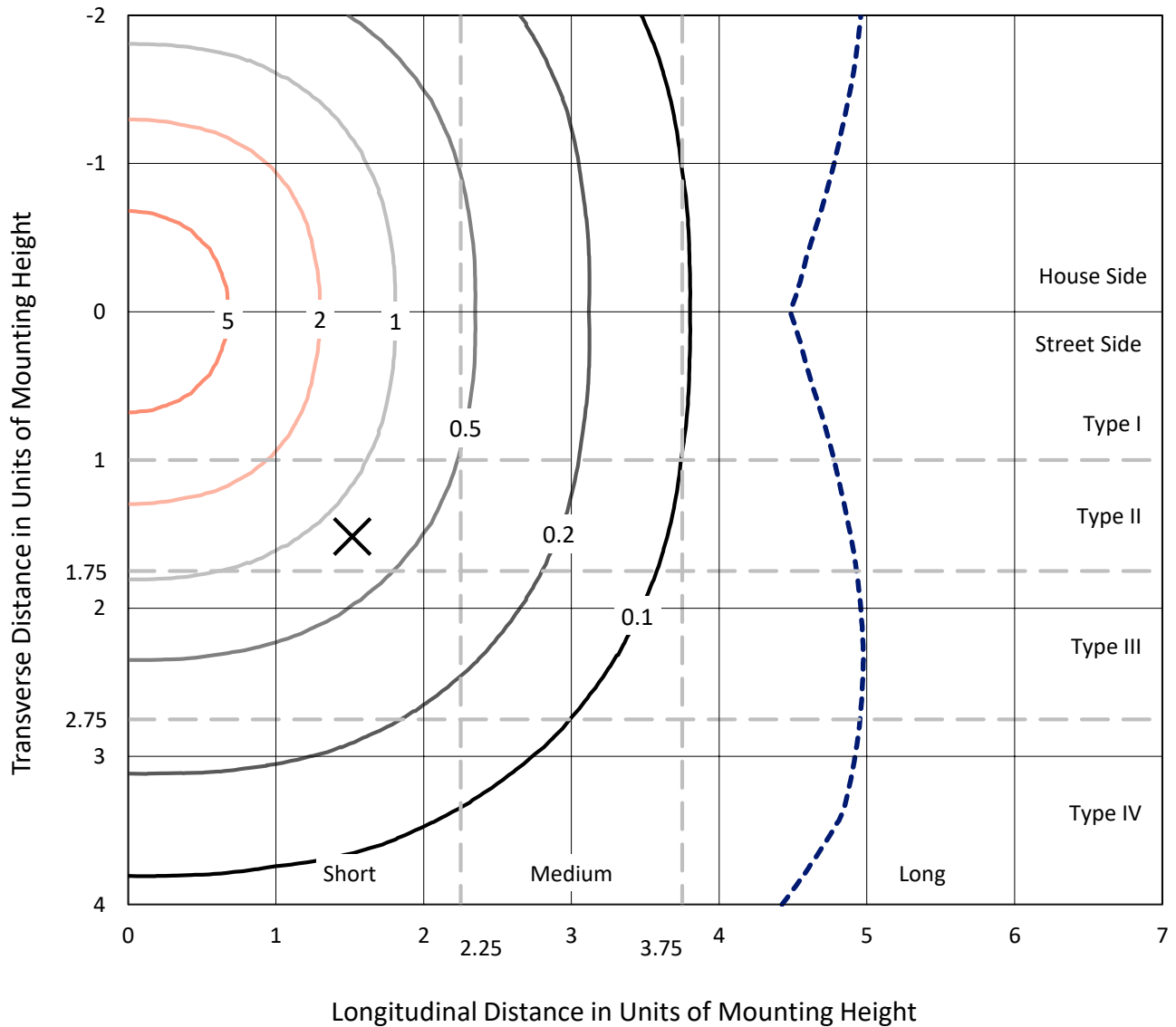
Input Watts (W): 34
Input Voltage (V): NR
Input Current (Ain): NR
Voltage Rise (V): NR
Power Factor: NR
Total Harmonic Distortion (THDi): NR
Frequency (hertz): 60
Stabilization Time: NR
Operation Time: NR
Ambient Temperature (°C): NR
Test Distance: 25 FT



REPORT NUMBER: P197634
 CATALOG NUMBER: TT-C2-LED-E1-MQ

Iso-Footcandle Lines of Horizontal Illumination

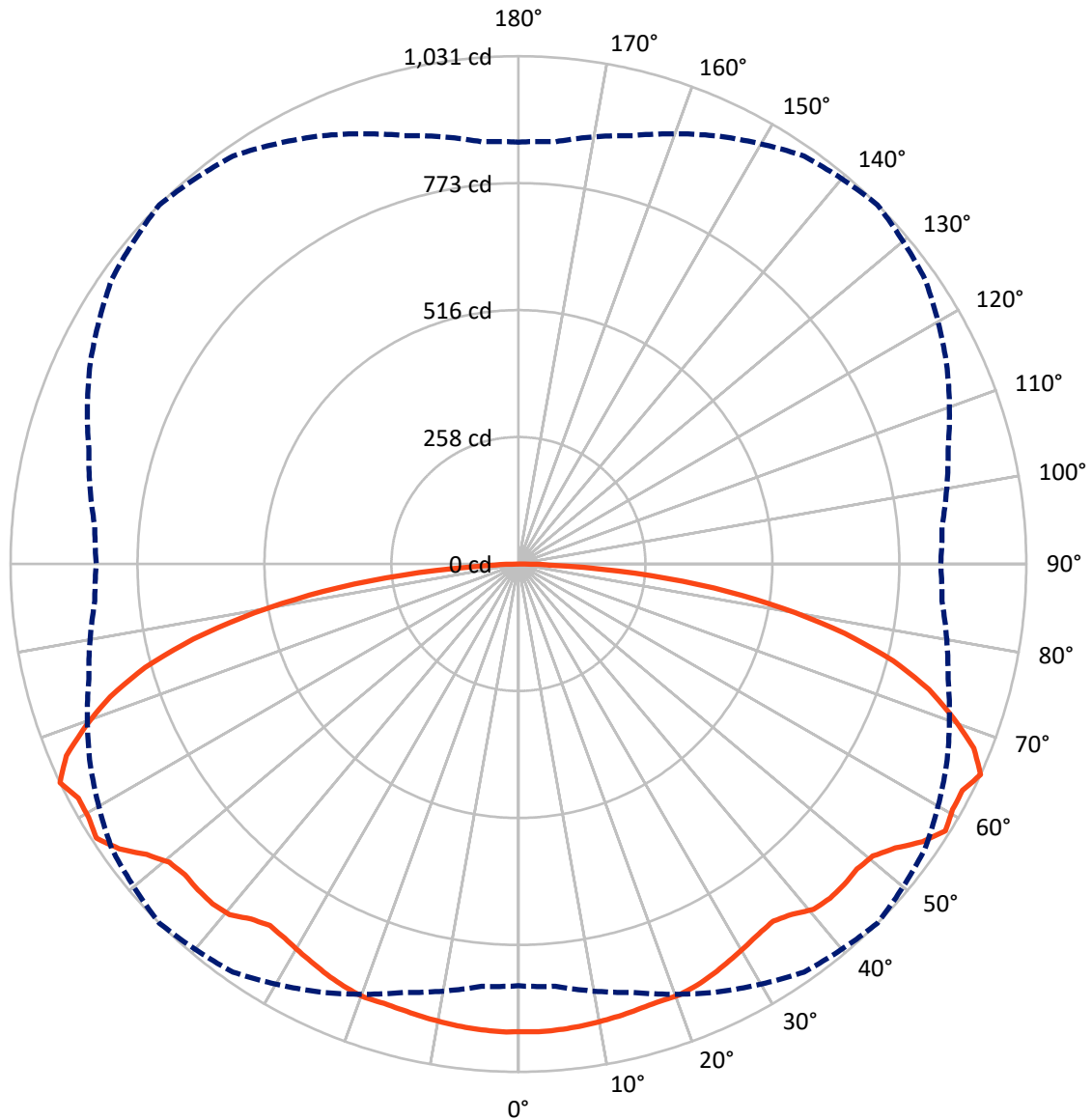
✕ Max cd
 - - - 1/2 Max cd



Based on 10 foot mounting height. Maximum calculated value = 9.5 fc
 Type V - Short - Semi-Cutoff

REPORT NUMBER: P197634
CATALOG NUMBER: TT-C2-LED-E1-MQ

Luminous Intensity Polar Plot



— Vertical Plane Through 45-Deg Lateral - - - Horizontal Cone Through 65-Deg Vertical

REPORT NUMBER: P197634

CATALOG NUMBER: TT-C2-LED-E1-MQ

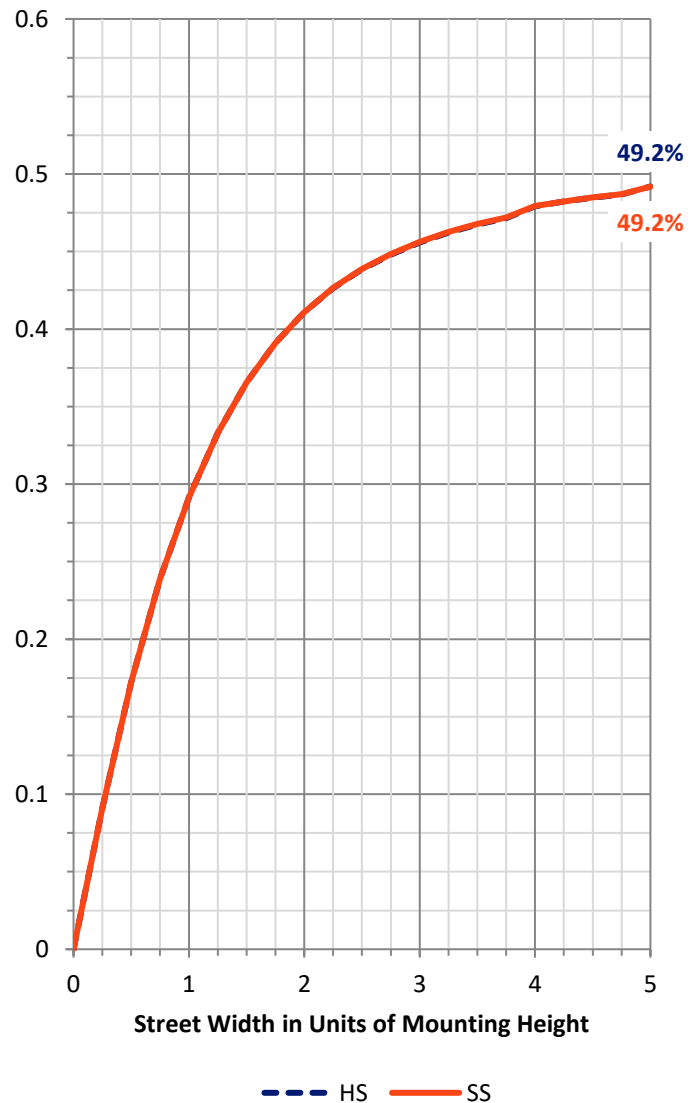
FLUX DISTRIBUTION:

		Downward	Upward	Total
House Side	Lumens	2379.9	0.0	2379.9
	% Fixture	50.0	0.0	50.0
Street Side	Lumens	2379.9	0.0	2379.9
	% Fixture	50.0	0.0	50.0
Total	Lumens	4759.9	0.0	4759.9
	% Fixture	100.0	0.0	100.0

Coefficient of Utilization

ZONAL LUMENS:

Zone	Lumens	% Fixture
0°-10°	90.4	1.9
10°-20°	265.1	5.6
20°-30°	424.2	8.9
30°-40°	560.3	11.8
40°-50°	700.4	14.7
50°-60°	840.9	17.7
60°-70°	919.2	19.3
70°-80°	730.3	15.3
80°-90°	229.0	4.8
90°-100°	0.0	0.0
100°-110°	0.0	0.0
110°-120°	0.0	0.0
120°-130°	0.0	0.0
130°-140°	0.0	0.0
140°-150°	0.0	0.0
150°-160°	0.0	0.0
160°-170°	0.0	0.0
170°-180°	0.0	0.0
0°-90°	4759.9	100.0
0°-180°	4759.9	100.0



REPORT NUMBER: P197634

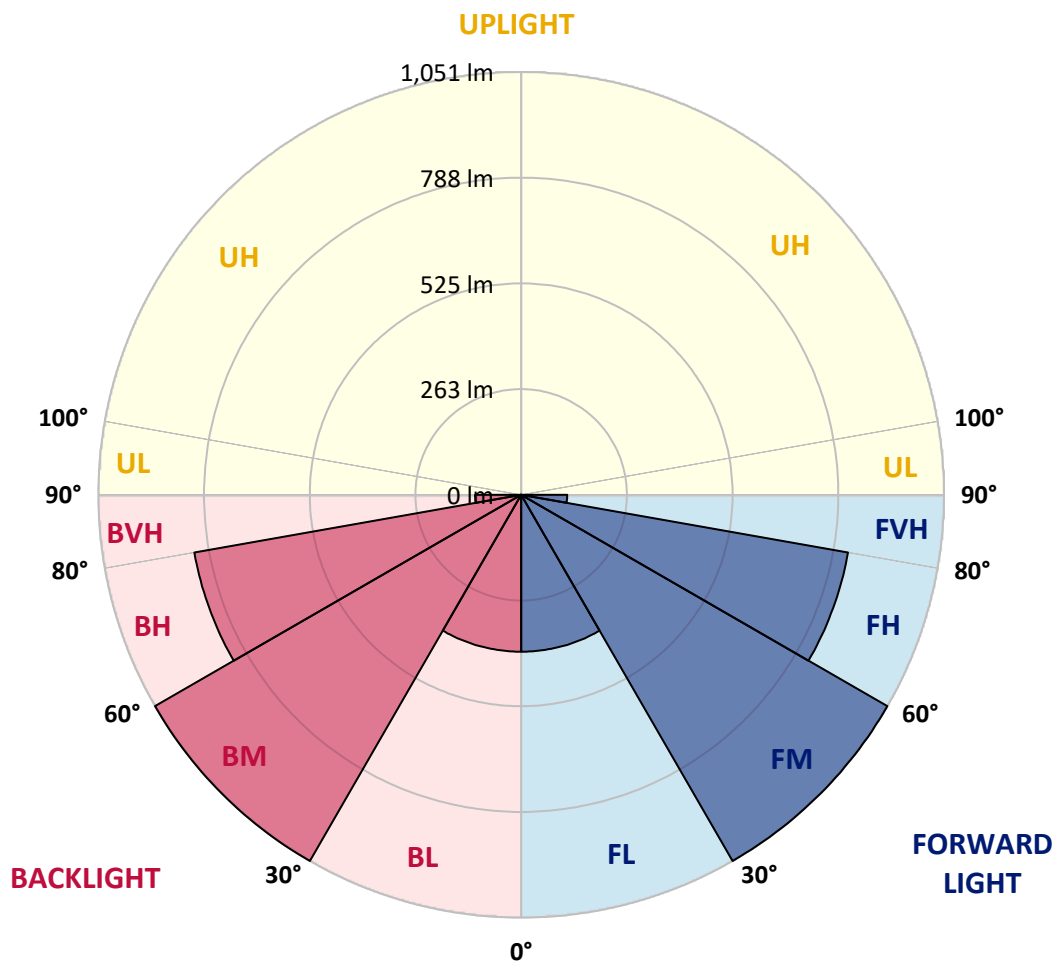
CATALOG NUMBER: TT-C2-LED-E1-MQ

LUMINAIRE CLASSIFICATION SYSTEM LUMEN TABLE AND BUG RATING:

Zone		Lumens	% Fixture	Zone Rating/Lumen Limit		
				B	U	G
FL	(0°-30°)	389.9	8.2			
FM	(30°-60°)	1050.8	22.1			
FH	(60°-80°)	824.7	17.3			G1/1800
FVH	(80°-90°)	114.5	2.4			G2/225
BL	(0°-30°)	389.9	8.2	B1/500		
BM	(30°-60°)	1050.8	22.1	B2/2500		
BH	(60°-80°)	824.7	17.3	B2/1000		G1/1800
BVH	(80°-90°)	114.5	2.4			G2/225
UL	(90°-100°)	0.0	0.0		U0/0	
UH	(100°-180°)	0.0	0.0		U0/0	

BUG Rating: B2-U0-G2

Type V Short





REPORT NUMBER: P197634

CATALOG NUMBER: TT-C2-LED-E1-MQ

CANDELA DISTRIBUTION (FULL):

	0°	5°	15°	25°	35°	45°	55°	65°	75°	85°	90°
0°	949.7	949.7	949.7	949.7	949.7	949.7	949.7	949.7	949.7	949.7	949.7
2.5°	950.5	950.5	950.5	950.5	949.7	950.5	949.7	949.7	950.5	950.5	950.5
5°	948.8	948.8	948.8	948.8	948.8	948.8	948.8	948.8	948.8	948.8	948.8
7.5°	946.3	946.3	946.3	946.3	946.3	946.3	946.3	946.3	946.3	946.3	946.3
10°	943.0	943.8	943.8	943.8	943.0	943.0	943.0	943.8	943.8	943.0	943.0
12.5°	939.7	939.7	940.5	939.7	939.7	939.7	939.7	939.7	939.7	939.7	938.8
15°	934.7	934.7	935.5	935.5	935.5	935.5	935.5	934.7	934.7	933.9	933.9
17.5°	930.5	930.5	932.2	932.2	933.0	933.0	933.0	931.4	931.4	929.7	929.7
20°	929.7	929.7	930.5	932.2	933.0	933.9	933.0	931.4	929.7	928.0	928.0
22.5°	923.9	924.7	926.4	927.2	928.9	928.9	928.9	926.4	925.5	923.9	923.9
25°	916.4	915.6	918.1	919.7	921.4	921.4	920.6	918.9	918.1	915.6	915.6
27.5°	904.8	905.6	907.2	909.7	912.2	912.2	911.4	909.7	908.1	906.4	905.6
30°	894.8	895.6	897.3	899.8	901.4	903.9	901.4	899.8	897.3	896.4	895.6
32.5°	884.0	884.8	887.3	891.4	893.9	895.6	893.9	892.3	888.1	885.6	884.8
35°	876.5	877.3	879.8	885.6	890.6	890.6	890.6	886.5	881.5	877.3	876.5
37.5°	877.3	879.0	884.8	893.1	901.4	902.3	901.4	893.1	885.6	879.0	878.1
40°	884.0	885.6	895.6	908.1	918.9	922.2	919.7	908.1	896.4	887.3	884.8
42.5°	883.1	885.6	896.4	912.2	923.0	928.0	923.0	912.2	898.1	888.1	884.8
45°	879.8	881.5	893.1	909.7	923.0	928.0	923.9	911.4	895.6	884.0	881.5
47.5°	874.8	876.5	885.6	905.6	920.6	925.5	921.4	908.1	888.1	879.0	877.3
50°	868.2	873.2	888.1	908.9	928.9	932.2	929.7	910.6	889.8	876.5	869.8
52.5°	874.8	874.0	891.4	928.9	947.2	958.0	949.7	927.2	895.6	878.1	876.5
55°	889.8	896.4	915.6	950.5	980.4	995.4	983.8	953.0	917.2	895.6	891.4
57.5°	889.0	897.3	931.4	966.3	1012.0	1022.0	1008.7	970.4	929.7	901.4	890.6
60°	884.0	887.3	913.1	975.4	1001.2	1012.9	1001.2	971.3	919.7	888.1	888.1
62.5°	867.3	873.2	913.9	957.1	993.7	1012.0	997.9	960.5	913.1	879.0	868.2
65°	856.5	860.7	900.6	958.8	1011.2	1031.2	1007.9	959.6	903.1	863.2	857.4
67.5°	822.4	829.9	867.3	930.5	981.3	997.1	987.9	928.9	867.3	830.7	821.6
70°	764.2	768.4	819.9	879.8	926.4	937.2	923.9	885.6	814.9	774.2	761.7
72.5°	692.7	698.5	745.9	812.4	857.4	871.5	855.7	814.9	741.8	705.2	693.5
75°	620.4	626.2	656.9	729.3	766.7	786.7	768.4	724.3	658.6	622.8	617.9
77.5°	516.4	525.6	573.0	621.2	656.9	677.7	661.9	621.2	569.6	527.2	511.4
80°	405.8	412.5	456.5	498.9	531.4	544.7	537.2	498.9	457.4	414.1	406.6
82.5°	284.4	288.6	326.8	360.9	400.8	400.8	392.5	367.6	326.0	288.6	290.2
85°	152.2	157.2	186.3	212.9	237.8	237.8	230.3	214.5	185.4	156.3	153.0
87.5°	30.8	34.1	44.9	49.1	58.2	62.4	56.5	51.6	44.9	35.8	35.8
90°	0.0	0.0	0.0	0.0	0.0	0.0	0.0	0.0	0.0	0.0	0.0

(END OF REPORT)